

# The Statutory Biodiversity Metric Start page

| Project details  |  |   |      |
|--|--|---|------|
| Planning authority:  | Maldon DC                              |   |      |
| Project name:  | The Friary                             |   |      |
| Applicant:   | ECC Housing                            |   |      |
| Application type:  |  |   |      |
| Planning application reference:  |  |   |      |
| Completed by:  | Alexandra Zemanova                     |   |      |
| Date of metric completion:   | 20 February 2026                       |   |      |
| Reviewer:  | Hayley Dean                            |   |      |
| Calculation iteration:   | 1                                      |   |      |
| Planning authority reviewer:   |  |   |      |
| Date of planning authority review:                                     |  |   |      |
| Target % net gain:   | 10%                                    |   |      |
| Irreplaceable habitat present at baseline:                             | No <input checked="" type="checkbox"/> |   |      |
| Total site area - including irreplaceable habitat area (hectares):     | 0.50                                   | Irreplaceable habitat site area (hectares):     | 0.00 |
| Total off-site area - including irreplaceable habitat area (hectares): | N/A                                    | Irreplaceable habitat area off-site (hectares): | N/A  |


| Cell style conventions |  |
|------------------------|--|
|                        | Attention required                       |
|                        | Input error/rules and principles not met |
|                        | Use of this cell is not appropriate      |
|                        | Enter data                               |
|                        | Automatic lookup                         |
|                        | Result                                   |

On-site baseline map Insert



On-site baseline map reference number

On-site post intervention map Insert



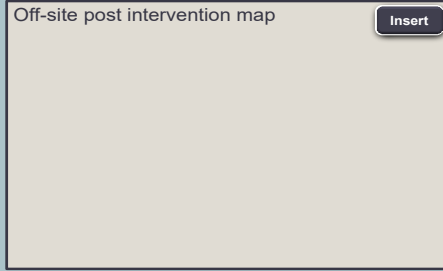
On-site post-intervention map reference number

Off-site baseline map Insert



Off-site baseline map reference number

Off-site post intervention map Insert



Off-site post-intervention reference number

Main menu

Results

View all

Reset view

Key



# The Statutory Biodiversity Metric Main menu

Start page

Technical data

Results

Tree helper

| Tree size  | Number of trees and area (ha) for each condition state |        |          |        |      |        |
|------------|--|--------|----------|--------|------|--------|
|            | Poor   | Area   | Moderate | Area   | Good | Area   |
| Small      | 2  | 0.0081 |          | 0.0000 |      | 0.0000 |
| Medium     | 1  | 0.0163 |          | 0.0000 |      | 0.0000 |
| Large      |  | 0.0000 | 4        | 0.1466 | 3    | 0.1099 |
| Very large |  | 0.0000 |          | 0.0000 |      | 0.0000 |
| Total      | 3  | 0.0244 | 4        | 0.1466 | 3    | 0.1099 |

Start here


1

2

3

4

On-site baseline



On-site post development



Off-site baseline



Off-site post development



# The Statutory Biodiversity Metric Results

[Return to start page](#)

[Headline results](#)

[Detailed results](#)

[Habitat trading summaries](#)

[Off-site summary](#)

[Irreplaceable habitats summary](#)

[Credits Summary](#)

The Friary

Return to results menu

**Headline Results**

Scroll down for final results ⚠

**On-site baseline**

*Area habitat units*  
*Hedgerow units*  
*Watercourse units*

**On-site post-intervention**  
(Including habitat retention, creation & enhancement)

*Area habitat units*  
*Hedgerow units*  
*Watercourse units*

**On-site net change**  
(units & percentage)

*Area habitat units*  
*Hedgerow units*  
*Watercourse units*

**Off-site baseline**

*Area habitat units*  
*Hedgerow units*  
*Watercourse units*

**Off-site post-intervention**  
(Including habitat retention, creation & enhancement)

*Area habitat units*  
*Hedgerow units*  
*Watercourse units*

**Off-site net change**

*Area habitat units*

## Off-site net change

(units & percentage)

*Hedgerow units*

*Watercourse units*

## Combined net unit change

(Including all on-site & off-site habitat retention, creation & enhancement)

*Area habitat units*

*Hedgerow units*

*Watercourse units*

## Spatial risk multiplier (SRM) deductions

*Area habitat units*

*Hedgerow units*

*Watercourse units*

## FINAL RESULTS

## Total net unit change

(Including all on-site & off-site habitat retention, creation & enhancement)

*Area habitat units*

*Hedgerow units*

*Watercourse units*

## Total net % change

(Including all on-site & off-site habitat retention, creation & enhancement)

*Area habitat units*

*Hedgerow units*

*Watercourse units*

## Trading rules satisfied?

No - Check Trad

Area created must match area lost for both onsite and offsite ▲

| Unit Type                 | Target | Baseline Units | Units Required |
|---------------------------|--------|----------------|----------------|
| <i>Area habitat units</i> | 10.00% | 4.55           | 5.01           |
| <i>Hedgerow units</i>     | 10.00% | 0.00           | 0.00           |
| <i>Watercourse units</i>  | 10.00% | 0.00           | 0.00           |

Input errors/rule breaks present in metric ▲

|      |
|------|
| 4.55 |
| 0.00 |
| 0.00 |

|      |
|------|
| 0.00 |
| 0.00 |
| 0.00 |

|       |          |
|-------|----------|
| -4.55 | -100.00% |
| 0.00  | 0.00%    |
| 0.00  | 0.00%    |

On-site net gain is less than target set ⚠

|      |
|------|
| 0.00 |
| 0.00 |
| 0.00 |

|      |
|------|
| 0.00 |
| 0.00 |
| 0.00 |

|      |       |
|------|-------|
| 0.00 | 0.00% |
|------|-------|

|      |       |
|------|-------|
| 0.00 | 0.00% |
| 0.00 | 0.00% |

|       |
|-------|
| -4.55 |
| 0.00  |
| 0.00  |

|      |
|------|
| 0.00 |
| 0.00 |
| 0.00 |

|  |
|--|
|  |
|--|

|       |
|-------|
| -4.55 |
| 0.00  |
| 0.00  |

|                 |
|-----------------|
| <b>-100.00%</b> |
|-----------------|

**Total net gain achieved is less than target set ▲**

|       |
|-------|
| 0.00% |
|-------|

|       |
|-------|
| 0.00% |
|-------|

ing Summaries ▲

|                     |
|---------------------|
|                     |
| <b>Unit Deficit</b> |
| <b>5.01</b>         |
| 0.00                |
| 0.00                |

No additional hedgerow units required to meet target ✓

No additional watercourse units required to meet target ✓

